

# ENTERVISION



## Research Training in 3D Digital Imaging for Cancer Radiation Therapy

- \* Every year over 3 million people in Europe are diagnosed with cancer. Radiotherapy is a powerful and cost-effective method, central to cancer treatment. Hadron, or particle, therapy is a radiotherapy modality with protons or ions, which effectively targets the tumours while sparing surrounding normal tissues. ENTERVISION was established in response to the critical need for reinforcing research and training of highly skilled professionals in hadron therapy, with the aim of improving early detection and more precise treatment of tumours.
- \* It is a Marie Curie ITN project providing training for 12 ESRs and 4 ERs in the field of online medical imaging for hadron therapy.

### Research

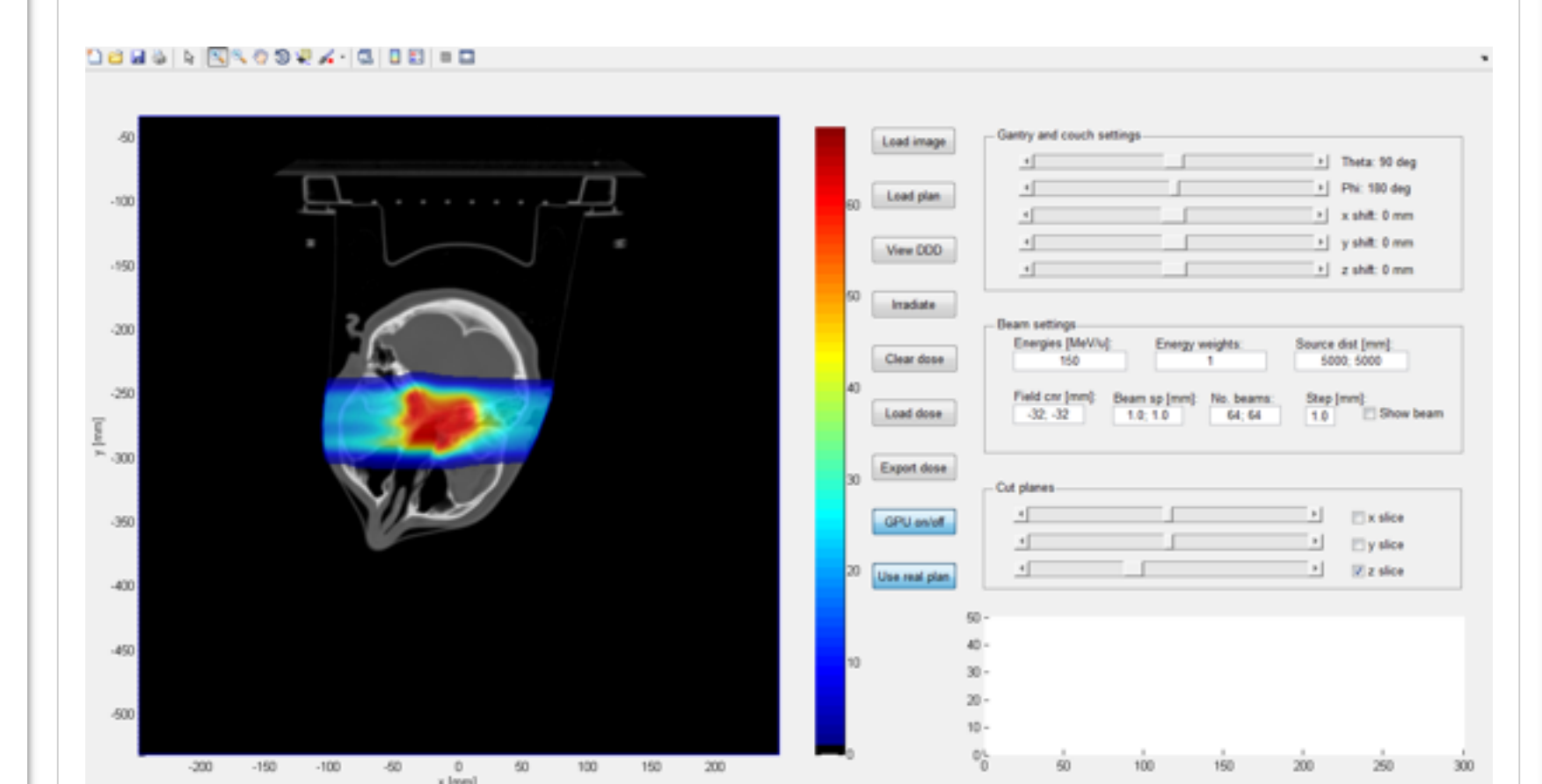
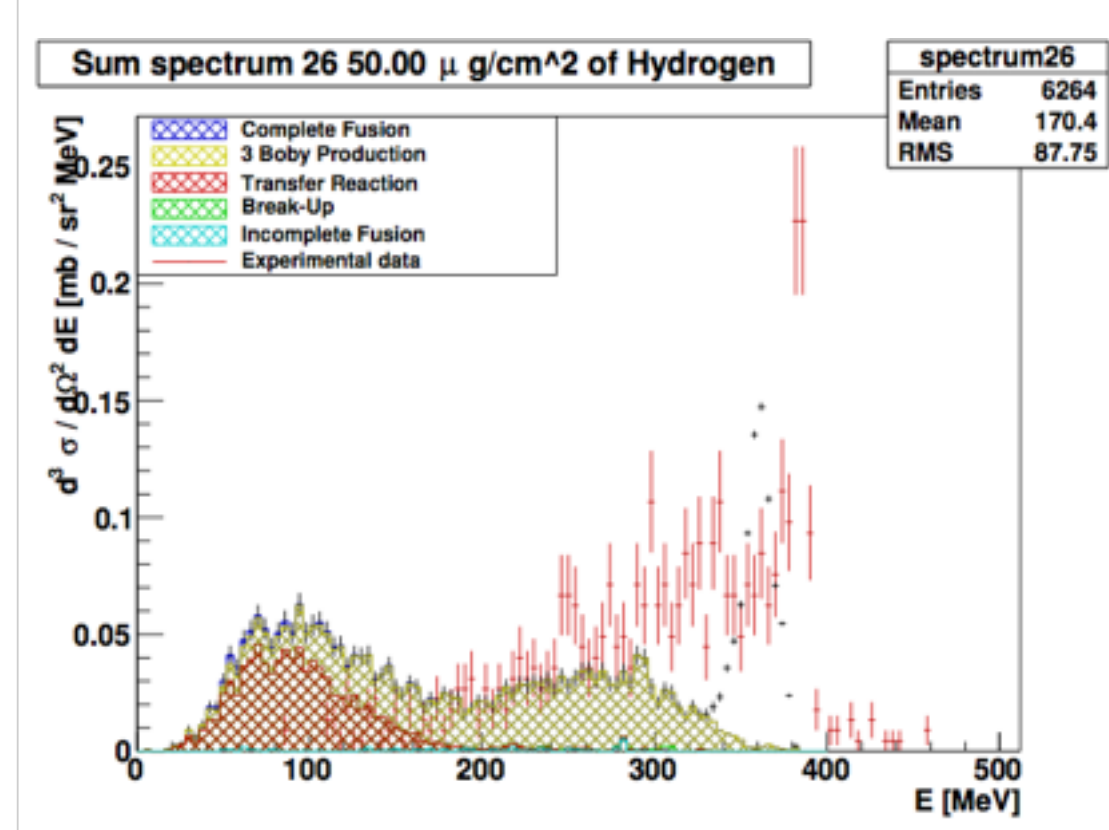
- \* ENTERVISION research projects focus on the following four distinct research clusters:

- \* Hardware and software solutions for signal handling, data acquisition and processing for image based in-vivo dosimetry



- \* Modelling of in-beam PET and SPECT imaging devices

- \* Nuclear fragmentation studies



- \* Integration of treatment related imaging and dosimetry data

### Outreach

- \* Speed dating with scientists during the EU Researchers' Night
- \* Meet the general public at the CERN Open Days
- \* articles in Enlight highlights

### Training...

- \* Common training
  - Both scientific & soft skills
- \* Complementary training for career development
  - Teamwork, Leadership, Negotiation, Research Planning, Project management, Report writing, Presentation and Talking to Media
- \* WP-specific training
  - Scientific/technical
- \* Individual training



### ...and Networking

ENTERVISION Annual Meeting at Ciudad Real, Spain - Apr 2012

Mid Term Review - CERN, Switzerland - Jan 2013

# Get curious - take part!

ENTERVISION is funded by the European Commission under Grant Agreement Number 264552

